

Terrace pass

EasyDeck[®]
Made in Germany

*Easy to care for,
naturally strong ...*

GCC

German Compact Composite



www.easydeck.de/en



GCC

German Compact Composite

ccc *HOLZart*

ccc *HARZart*

In using **GCC (German Compact Composite)**, a wood-polymer material has been developed that is a true all-rounder. The composite primarily consists of **75% wood fibres** that undergo a patented process in order to supplement them with environmentally-friendly additives and polymers. The **“Made in Germany”** material is **free from PVC** and is highly versatile. Products made from GCC are very resilient and have a low thermal expansion due to the high level of natural fiber filling. As our material is wood-based, natural processes change the colour and feel over time. We deliberately refrain from chemical sealing and, instead, rely on the ability of the natural product to protect itself. Over 15 years of experience and development speak for the material; we don't make any promises we can't keep!

Do not take anything from nature, but give it a future. Our innovative wood material is manufactured true to the great subject of **sustainability** and this is our highest priority. We reflect on the **natural cycle** and only produce using wood that comes from **sustainable native forestry management to 100 %**. What's more, all of our GCC products are 100 % recyclable and can be reprocessed into new products.



Closed materials cycle

If anything is certain to lie in our genes, then it is the Cradle to Cradle® principle. This describes material cycles in which products and raw materials respectively, always circulate recurrently – no waste exists. We operate special systems for the taking back of the products that we have been making from GCC wood products since 2005 so that we can consistently implement this recycling economy. This enables us to receive and use existing material resources without a loss of quality, in addition to use being able to expand and manufacture products of the highest quality standard - without an additional consumption of natural raw materials.

You will find returns dealers here:
www.easydeck.de/en/dealer



GCC achieves Cradle to Cradle Certified® Gold level*. Our GCC (German Compact Composite) material has been awarded the Cradle to Cradle Certified® Gold. The certification is awarded by the Cradle to Cradle Products Innovation Institute. This means that our GCC material has received the confirmation that is both **human and ecotoxicologically harmless as far as all of the contents are concerned** at a global level of quality. The ecological evaluation of the integrated water management and the climate-neutral energy concept during production and the high level of social standards at our production site in Germany round off the comprehensive material and process evaluation in an integrated manner. GCC is therefore conforming with the highest eco-effectiveness standard.

The certification proves that our products make a contribution to the positive sustainability evaluation of buildings.

*GCC HOLZart achieves PLATINUM, GCC HARZart achieves GOLD in material health.

Cradle to Cradle Certified® is a registered trademark of the Cradle to Cradle Products Innovation Institute. More information about the certification at www.easydeck.de/en

	BRONZE	SILVER	GOLD	PLATINUM
Material Health*			✓	✓
Product Circularity			✓	
Clean Air & Climate Protection			✓	
Water & Soil Stewardship			✓	
Social Fairness			✓	


Colour development of the EasyDeck® terrace decks

The colour range of the EasyDeck® terrace decks orients itself towards the colours of nature and harmoniously integrate themselves in all gardens. Slight colour deviations and nuances are desirable as they underline the look of the wood.


Natural processes change the colouring and the feel in time as our material is based on wood and we consciously dispense with chemical sealing. The decks only gain their final appearance after they have been subjected to weathering for 6-8 months. A patina is formed in the scope of the colour development. Colour differences that are production-related or that can result from the decks being laid at different moments in time adjust to each other. Presented marbling can therefore become more noticeable during the first 6 months. The colour change is delayed if the terrace is covered and is depending on the strength of the weathering.

^{gcc} **HOLZart**

Glacier 16 x 193



Trend 16 x 163 / 19 x 130




Dolomit 16 x 193




^{gcc} **HARZart**

Relief R24 16 x 145



Dolomit 19 x 145



After laying*

After 1-2 months*

After 6-8 months*

*The figures illustrate an example of the colours available for delivery and their natural colour development process



Tips for the right terrace care

Your EasyDeck® terrace is not only a place where you feel comfortable, it is also easy to maintain. Stains do not come from the material itself, but from environmental influences such as dust, pollen or water stains - often at the transition between roofing and open space. Even stains caused by normal use usually remain superficial. They can be easily removed with water and a scrubbing brush. Sun and rain often cause residues to fade. Additional cleaning agents are rarely necessary – this makes the maintenance particularly environmentally friendly.

When laying the boards, we recommend a slope of at least 2 % so that water can drain away better and fewer sediment deposits form. For a well-kept appearance, a basic clean is sufficient twice a year, or more often if necessary – ideally at temperatures above 15°C.

Clean as follows:

1. Sweep dry, loose dirt from the decking.
2. Sufficiently water the entire terrace deck and keep moist for at least 15 minutes.
3. Clean the decking with water and a standard scrubbing brush or root brush.
If a deeper clean is required, please also use a surface cleaner with a rotating brush.
4. Thoroughly rinse the decking with clean tap water. Wipe with a rubber squeegee and allow to dry.

Powerful cleaning

Many stains will fade away over time due to sun and rain. For more stubborn stains on planks made of GCC HOLZart and GCC HARZart, it is best to use our special, highly concentrated liquid cleaner GCC Pure Wash. The phosphate-free cleaner is based on renewable raw materials and is fully biodegradable.

Cleaning with liquid cleaner

1. Mix the cleaning solution by diluting 1 part GCC Pure Wash with 2 parts clear water. 50–70 ml/m² of the finished solution is sufficient for one cleaning cycle.
2. Distribute the cleaning solution evenly over the pre-cleaned and pre-rinsed deck. We recommend using a pressure spray bottle for even application.
3. Work the cleaning solution into the floor with a standard scrubbing brush or root brush and leave to take effect for at least 3 minutes. The formation of foam increases the cleaning effect.
4. Then thoroughly rinse with plenty of clear water and remove with a rubber squeegee.
5. Repeat the application if necessary.



Cleaning with scouring powder

For very stubborn stains on planks made of GCC HOLZart (e.g. Glacier, Trend or Dolomit^{16x193}), you can also use our scouring powder with the GCC scrubbing brush (corundum scrubbing brush). It is free of surfactants and other chemicals, so there is no risk of groundwater contamination. 2 kg scouring powder is enough for an area of approx. 20 m².

For this, distribute the powder evenly on the deck that has been pre-cleaned and pre-wetted with GCC Pure Wash. Work in and scrub off with clear water and a GCC scrubber from EasyDeck® (corundum scrubber). Then thoroughly rinse with water and strip with a squeegee. Repeat the application if necessary. Do not treat sensitive surfaces or mask them beforehand.




Important notice for GCC HARZart decking boards!


Do not use scouring powder or GCC/corundum scrubbers on **GCC HARZart** decking boards with an embossed or matted surface!




Polishing, e.g. by furniture




Natural fibre inclusion



Water marks



... after weathering



... following mechanical treatment.



... after cleaning with water

Simply wait

Your terrace is full of life and that's a good thing! Don't worry about traces of use or instances of "polishing" that are caused by the furniture. Weathering usually causes traces of use on the deck board surface to disappear over time. So sit back and relax! However, if you want to do something about it, just clean your terrace regularly. This ensures that fewer visible traces of use occur.

Simply real natural fibres

Your decking can look natural – small inclusions of bast and natural fibres are part of that. These can rise to the surface over time if the decking boards are exposed to the weather and moisture. No need to worry: over time, these particles will almost disappear by themselves through normal use of the decking. If you still want to remove them, you can easily do so mechanically without damaging the material. Your decking will remain robust and durable. So: enjoy the great outdoors on your decking as it is!

Simply clean with water

Everyone knows that it's not possible to control the weather. The formation of water marks as a result of precipitation or dust deposits are a natural consequence. They occur particularly frequently in the transitional area of covered areas as well as in uncovered areas. Unfortunately, these edges cannot be completely avoided. However, they are easy to remove with clear water. Regularly cleaning and maintaining the surfaces has a preventative impact against new water stains and reduces their occurrence over time.

Construction Timber Range

The EasyDeck® construction timber range is made for all kinds of ideas and captivates with its great flexibility. Numerous outdoor designs can be created using the enclosed rhombus profile and the construction plank.






Construction plank

The construction plank in the dimensions 40 x 112 x 3600 mm is your key to infinite creativity. The construction planks are available in a total of nine colours so that they serve a customised implementation of garden elements and furniture. Everything is possible with construction timber, whether a sandpit, a raised gardening bed or a bench.



The colour variants of the construction plank

^{ccc} **HOLZart**




^{ccc} **HARZart**



The colour variants of the rhombus profile

^{ccc} **HOLZart**

^{ccc} **HARZart**





Rhombus profile – for stylish panels!

You can use the rhombus profile as a tasteful wooden cladding or as closing strips for your new terrace. The solid profiles in seven colours captivate with an attractive colour gradient and skilfully insert themselves in all environments. **Fixing is possible either visibly with screws or concealed using stainless steel clips.** The rhombus profiles can also be mounted within a multiple field system with a max. axial dimension of 80 cm or in a single field system with max. 60 cm. The profiles are easy to care for and can be mounted with a narrow joint clearance (min. 5 mm).

The rhombus profile is available in a total of nine colours.
You will find the entire colour diversity on the previous page.

Assembly of the rhombus profile:
www.easydeck.de/en/downloads



Imprint



Publisher:
NOVO-TECH Trading GmbH & Co. KG,
Siemensstraße 31, 06449 Aschersleben, Germany

Concept/design/layout/images:
FULLHAUS GmbH, Regensburg

Subject to change.

We assume no liability for printing errors.

**Colours and graphics may differ from the original
due to technical reasons.**

Status: 1st Edition 01/2025 | EN